

T & S Equipment Company
 2999 North Wayne St., Angola, IN 46703
 Ph: 219-665-9521 Fx: 219-665-1339
 E-mail: sales@tseq.net Website: www.tseq.com

Revised 06-01

23-126-102

A company dedicated to solving ergonomic and material handling problems since 1955.

Loading Dock Equipment

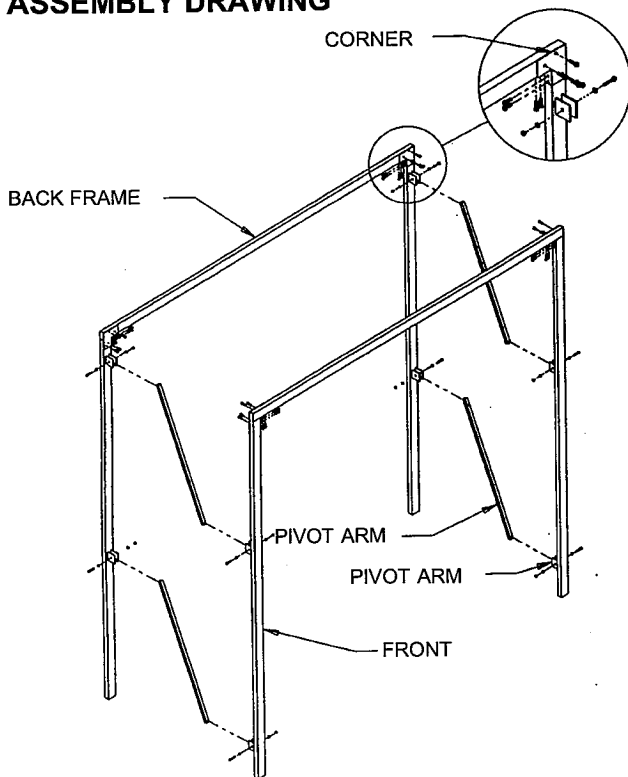
OWNER'S MANUAL

RETRACTABLE DOCK SHELTER MODEL D-520-24

Contents

Assembly Drawing	1	Receiving Instructions	1
Assembly Instructions	1	Material Handling Problem Solvers	2
Material List	1		

ASSEMBLY DRAWING



MATERIAL LIST

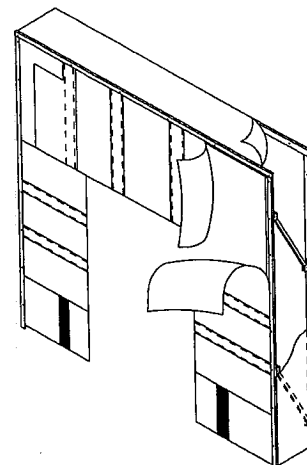
- 1 - Front Frame
- 2 - Back Frame
- 4 - Corner Brackets
- 4 - Pivot Arms
- 8 - Grade 5 Bolt, 3/8-16 UNC x 2 lg.
- 8 - 8 Nyloc nut, 3/8-16 UNC
- 16 - 3/8" SAE Flat Washer
- 16 - 3/8 Self Tapping Bolt

RECEIVING INSTRUCTIONS

Every unit is thoroughly tested and inspected prior to shipment. However, it is possible that the unit may incur damage during transit. If damage is noticed when unloading, make a note of it on the BILL OF LADING. Remove all packing and strapping material, then inspect the unit again for damage. IF DAMAGE IS EVIDENT, FILE A CLAIM WITH THE CARRIER IMMEDIATELY!

INSTALLATION



- 1.) BOLT ON CORNER BRACKETS -- Using 3/8" self tapping bolts, attach corner brackets to the same side as the pivot arm brackets.
- 2.) ADD PIVOT BRACKETS -- Bolt pivot arms to frames using 3/8"-16 UNC x 2" long bolts, 3/8"-16 UNC nyloc nuts and two 3/8" SEA flat washers. Assemble so that the top corner brackets on the front and back frames face toward each other.



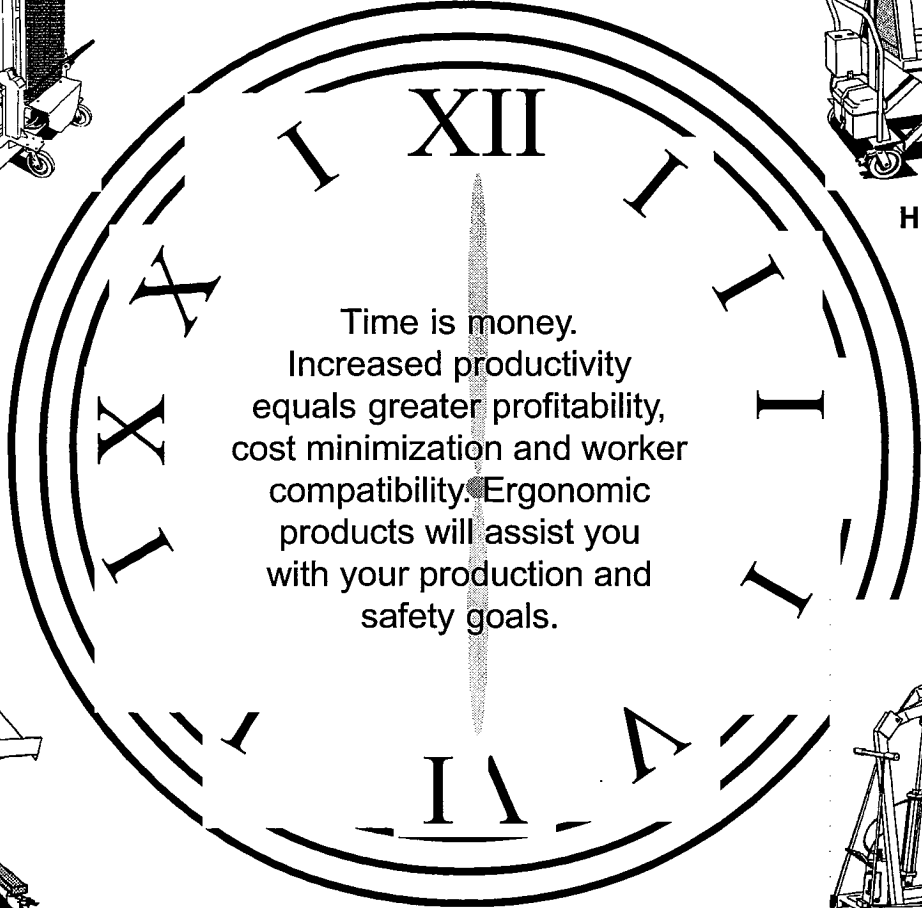

**RETRACTABLE DOCK SHELTER
MODEL D-520-24**

Material Handling Problem Solvers

Pallet Server

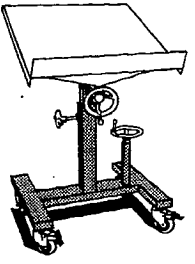


High Rise Lift

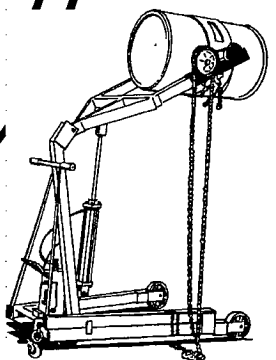


Time is money.
Increased productivity
equals greater profitability,
cost minimization and worker
compatibility. Ergonomic
products will assist you
with your production and
safety goals.

**Mobile Lift & Tilt
Work Stand**



Drum Carrier/Rotator



Ground Lift Tilter

